


BUILDING THE NEXT GENERATION OF VOTERS

**2015**  
**Kids Voting**  
**Teacher**  
**Resource**  
**Handbook**



October 2015



Dear Shakopee Teachers,

Welcome to the 12th annual Kids Voting program in Shakopee! Teachers are the key to the success of Kids Voting in our community. Your efforts to involve your students and their families in the Kids Voting program will make this an exciting and meaningful experience for them.

This is a local election year and a very important opportunity to teach students how our democracy depends on the participation of well informed citizens. Local races have a great impact on taxes, crime, schools and parks. Races on the 2015 ballot are: Shakopee School Board, Shakopee Mayor & City Council and Savage Mayor & City Council. Students vote in the races pertinent to their home polling place.

This year marks the 50th anniversary of the Voting Rights Act. In honor of this monumental legislation, Kids Voting Shakopee suggests that teachers use one of the Right to Vote themed classroom activities that we have recommend for each grade level division. In addition to Right to Vote activities, we recommend a local election year activity for each grade level division. See page 14 for details.

Kids Voting USA classroom activities are full of valuable resources that will make civic learning meaningful and fun for your students while helping you meet your classroom goals. Even if you are not responsible for teaching Social Studies, we encourage you to consider using one or more of the activities with your students this election season. This handbook contains resource information about the curriculum as well as information on the Kids Voting Shakopee election process. Our goal is to provide you with an easy-to-use resource tool that will support your implementation of the program.

On behalf of the Kids Voting Shakopee Community Steering Committee, thank you for your support of Kids Voting. Through your efforts as teachers of the program, the community receives a valuable gift - a new generation of educated, informed voters. We salute you because you are truly the power behind this program.

Lastly, we invite you to check out our redesigned website! Thanks to one of our partners, Big Fish Digital, we have a new look at [www.kidsvotingshakopee.org](http://www.kidsvotingshakopee.org).

Thank you for helping us "Build the Next Generation of Voters"!

Kids Voting Shakopee Community Steering Committee

Lorri Helkamp, Co Chair  
Kubes Realty Inc.

Paulette Rislund, Co Chair  
Shakopee Public Schools



# Table of Contents

Teacher Timeline-----	p.3
Kids Voting Shakopee Position/Mission Statement -----	p.4
Kids Voting FAQs-----	p.5
Non-Partisan Policy -----	p.6
Where to find the Kids Voting Curriculum -----	p.7
Kids Voting Lead Teachers-----	p.7
Local Elections Classroom Activities -----	p.8
Top Three Kids Voting Classroom Activities -----	p.9
Election Day Procedures for Students -----	p.10
Family, Classroom, Community Connections -----	p.11
Power of One Vote -----	p.11
Sensitive Issues-----	p.12
Votes Quotes-----	p.12
Kids Voting Resources -----	p.13
2015 Kids Voting Suggested Activities -----	p.14
Student Voter Registration and Polling Place Finder-----	p.15
2015 Kids Voting Election Day Essentials-----	p.16
2015 Polling Places & Races -----	p.17-18
Internet Resources -----	p.19

## **THANK YOU Sponsors and Volunteers**


Kids Voting Shakopee would not be possible without the support of our financial and in-kind sponsors and the many, many volunteers who staff the polling places on Election Day. We are grateful to all of them for their assistance.

The following businesses and civic organizations provide generous financial and in-kind assistance in support of Kids Voting Shakopee:


- ★ Canterbury Park
- ★ Shakopee Rotary Club
- ★ Shakopee Lions Club
- ★ Southwest News Media/Big Fish Digital
- ★ Shakopee Public Schools
- ★ Superior Endeavors Inc.



# Kids Voting Shakopee 2015 Teacher Timeline



By Sept. 29	2015 Kids Voting Teacher Resource Handbook available on the school network and sent to Lead Teachers.
By Oct. 1	Student voter registration materials sent to teachers on grades 3-5
Oct. 5 & 8	Program information flyer sent home with SPS gr. 3-5 students (Oct. 5) and SACS gr. 3-8 students (Oct. 8). Provided by KV.
Oct. 5 - Nov. 2	Teachers or Media Specialists help students identify their home polling location
Oct. 5 - Nov. 5	Students in Grades 3-9 participate in a minimum of 3-6 Kids Voting activities
Oct. 19	Shakopee Chamber Candidate Forums Shakopee School Board, 6-7 PM, City Council, 7-8 PM and Mayor, 8-9 PM. All held at River Valley Church, 1350 Crossings Blvd., Shakopee (next to Home Depot)
By Oct. 23	Kids Voting sample ballot sent to Lead Teachers and posted on school's network and KV website ( <a href="http://www.kidsvotingshakopee.org">www.kidsvotingshakopee.org</a> )
By Oct. 23	Student Voter's Guide delivered to Lead Teachers and posted on network and KV website ( <a href="http://www.kidsvotingshakopee.org">www.kidsvotingshakopee.org</a> )
Oct. 26 - Nov. 2	Teachers familiarize students with the Kids Voting sample ballot and Voter's Guide
Oct. 29	Reminder to vote sent home with SACS gr. 3-8 students (provided by KV)
Nov. 2	Reminder to vote sent home with SPS gr. 3-5 students (provided by KV)
Nov. 2	Teachers return Kids Voting Voter Registration Cards to students
Nov. 3	<b>ELECTION DAY - KIDS VOTING HOURS</b> ( <i>Note: No morning voting hours in Prior Lake &amp; Savage Precincts</i> ): ★ Shakopee Precincts 1-13, and the combined township polling place at the School District Office: <u>7-9 a.m. &amp; 2:30-8 p.m.</u> ★ Prior Lake Precincts 5 & 7 (combined location), Savage Precincts 5 & 7: <u>4-8 p.m. ONLY</u>
Nov. 3	Election Eve celebration & ballot counting beginning at 8 p.m. 1200 Town Square. All are welcome!
Nov. 4-5	Election follow up in classrooms using the election results
Mid-Nov.	Post election evaluation conducted by Kids Voting Shakopee



## **Kids Voting Shakopee Position & Mission Statement**

Kids Voting Shakopee is an affiliate of Kids Voting USA, a community-based, nonprofit, nonpartisan organization that prepares and motivates future voters with nationally acclaimed curriculum and hands-on voting experience on Election Day. Recognizing a growing trend of low voter turnout, Kids Voting is a community-based solution to building a strong generation of voters for the future. Kids Voting believes that if kids experience civic involvement they will create a habit of informed voting that will last through their adult years.

Kids Voting Shakopee is a community organization not influenced by any school, business, political party or individual. Rather, it is directed by the community as a whole and guided by a Steering Committee comprised of representatives from a variety of sectors. The Committee has created a slogan for Kids Voting Shakopee, which speaks to the heart of the program: "Building the next generation of voters."

The primary goal of the Kids Voting Shakopee Steering Committee is to establish and maintain the Kids Voting program as a consistent component of all General Elections and any other election that affects all residents of the Shakopee School District. In achieving this goal, the committee works to involve parents, schools and community members in encouraging young people to study the candidates and issues and then vote in the Kids Voting Election.

To maintain a successful program, the steering committee makes the following recommendations:

- ◆ The Kids Voting program be held every General Election.
- ◆ All schools, teachers and the Shakopee community support the activities of Kids Voting.
- ◆ All students be urged to go to the polls with an adult role model every time the Kids Voting program is held.

*Adopted by the Kids Voting Shakopee Steering Committee in 2005 and updated in 2008*

### **Mission**

Our mission is to prepare young people to be educated, engaged voters; support educators in teaching the rights and responsibilities of citizenship; stimulate political awareness among youth and adults; and increase participation in our democracy.

---

# Frequently Asked Questions



## **What is Kids Voting?**

Kids Voting is a community-based, nonprofit, nonpartisan organization dedicated to educating young people about the importance of civic engagement and informed voting. The program is unique because it combines civic learning in the classroom, with family dialog and an authentic voting experience that reflects the adult process.

## **How does Kids Voting work?**

In the weeks leading up to the election, teachers in grades 3-9 use the Kids Voting activities to teach students about the rights and responsibilities and mechanics of voting. On Election Day, voting becomes a family experience as students accompany their parents to the polls and cast a special ballot on the same issues as the adults. While their votes don't impact the official election outcome, students learn that they have the power to shape the future by their political engagement and civic involvement.

## **How did it all start?**

Kids Voting USA was formed in 1988 by three businessmen who traveled to Costa Rica for a fishing trip. They learned that the country's voter turnout was typically about 90%. This high turnout was attributed to a tradition of children accompanying their parents to the polls on Election Day. Intrigued by the idea, the three launched a school-based program that later grew into the national Kids Voting USA organization.

## **But does it really work?**

Kids Voting has a powerful impact on voting patterns and participation. As students learn and participate in real-life voting experiences, the program also encourages discussion of current events at home, bringing an awareness of important issues and events to both students and their families. Research indicates that communities with a Kids Voting program see a 3-5 percent increase in adult voter turnout.

## **Which grades are involved?**

Kids Voting classroom activities are taught in grades 3-9.

## **What are the curriculum activities?**

The Kids Voting curriculum has been prepared by seasoned teachers and is designed to be compatible with current education standards. It is a comprehensive collection of K-12 activities that is exciting and easy to teach. Each activity is self-contained and follows an organized, easy-to-use format with all necessary preparation steps outlined.

## **Where do I find the classroom activities?**

Kids Voting activities are available on the network drives at the Shakopee Public Schools and Shakopee Area Catholic School. A paper copy, flash drive and CD are also available from the Lead Teacher at your school.

## **What ideas, goals, and methods is the KVUSA curriculum based on?**

The philosophical basis of the curriculum is to train students to live as thoughtful, active citizens in a democracy. The program encourages individual responsibility, civic mindedness, willingness to compromise, and respect for diversity. The goals are to: 1) cultivate information-gathering and decision-making skills; 2) develop higher-order thinking skills; 3) gain a knowledge and appreciation of suffrage, democracy, citizenship and elections; and 4) understand and participate directly in the voting process.

## **What are the expectations of teachers?**

The Shakopee School District has endorsed the Kids Voting program. With this endorsement, comes the understanding that elementary teachers in grades 3-5 and social studies teachers in grades 6-9 will: 1) commit instructional time to teaching three to six of the age appropriate Kids Voting activities during September, October and early November; 2) support efforts to have students go to the polls with their parents on Election Day to vote; and 3) follow the results of the election, the adult vote and Kids Voting, with their students.

---

### **How can I find time for the Kids Voting activities?**

Kids Voting is not an add-on to an already very busy day. The learning involved is required as outlined in the National Curriculum Standards for Social Studies and Minnesota social studies standards.

### **How do I use these activities?**

Use the tools in the Educator's Guide to individualize experiences for your students. If you need help, consult the Kids Voting Lead Teacher at your school. Here are some suggestions:

- You do not need to do it all.
- As a start, consider using the "Top 3 Kids Voting Classroom Activities." (page 9)
- Consider doing one activity per week beginning the first week in October.

### **Will I get to see a sample ballot before Election Day?**

Yes, sample ballots will be sent to teachers approximately two weeks before Election Day.

### **Who can vote in the Kids Voting election?**

The Kids Voting program is for all students in grades 3-12. Because Kids Voting stresses the importance of casting an informed vote, we ask that only students in Grade 3 and older vote. The most important element of the voting process is that students have a positive voting experience.

### **Where does the voting take place?**

Students accompany a parent, guardian, or other adult to their adult polling location on Election Day. Volunteers assist the students in casting their Kids Voting ballot which includes the same candidates as the adult ballot.

### **Can students vote only at their parents' polling place?**


Although we encourage students to vote at their home polling place, they can vote at any polling place that has Kids Voting. Elementary school students are asked to go to the polls with an adult; secondary school students may vote alone.

### **How is the program funded?**

Kids Voting relies on donations from area businesses, civic organizations and individuals. Through the financial support of our community, Kids Voting is provided to schools at no charge.

### **Where will I find the results of the Kids Voting election?**

Kids Voting strives to report results as soon as possible following the election. Results are posted on the Kids Voting web site ([www.kidsvotingshakopee.org](http://www.kidsvotingshakopee.org)), and sent to Lead Teachers. A summary of the results will also be reported to the *Shakopee Valley News*.



## **Non-Partisan Policy**

The non-partisan nature of Kids Voting should not be taken for granted. We cannot risk being affiliated with any party, any cause, any issue or any candidate. Our goal is to foster the critical thinking skills necessary for students to make their own choices about the election, now and in the future. We are not interested in promoting any agenda other than being informed and taking an active role in the democratic process.

- ◆ You may provide the names and locations of source material, such as relevant web sites, publications or television programs. Please make a concerted effort to keep these sources as balanced as possible.
- ◆ When you invite candidates to speak in your school, invite all candidates for the office to participate. If a candidate cannot attend, ask that some representative of the campaign speak instead, or request a position statement to use with the students.
- ◆ Teachers should not hand out campaign literature to students. You might assign an activity that encourages students to gather their own information about candidates and issues.

---

## Where do I find the Kids Voting USA classroom activities?

The Kids Voting USA classroom activities are full of valuable resources that will make civic learning meaningful and fun for your students while helping you meet your classroom goals. It is beneficial to read through the Educator's Guide before going to the activities to get a better understanding of how the lessons are organized and what objectives they meet. The Kids Voting USA classroom activities and Educators' Guide are available in the following formats:

### **School District and SACS Networks**

- Shakopee Public Schools: Q Drive: /District Services / Teaching and Learning / Curriculum / Kids Voting / Kids Voting USA classroom activities / click on the "1-START HERE" icon OR click [HERE](#)
- Shakopee Area Catholic School: Contact your Kids Voting Lead Teacher for the network location.
- The following curriculum supplements are also available on the school networks:
  - Minnesota Judicial Elections Supplement (Selecting Judges)
  - Minnesota Election Law Supplement - Grades 7-12 (Voter ID and Eligibility; Ways to Vote; Ranked Choice Voting; The Franken-Coleman Recount)
  - Primaries & Caucuses Supplement
  - Local Election Supplement

### **Paper Copy/Flash Drive/CD**

The Kids Voting Lead Teacher at your school has the Kids Voting USA Classroom Activities in paper copy, flash drive and CD. If you check out one of these, please remember to return it to your Lead Teacher.

### **Kids Voting Election Results**

- Close to 1.2 million students voted in Kids Voting elections across the United States in 2012.
- Over 41,000 students cast a Kids Voting ballot in Minnesota in 2012.
- More than 17,000 students voted in Kids Voting Shakopee elections since 2004.



### **2015 Kids Voting Shakopee Lead Teachers**

- Eagle Creek Elementary - Mary Kornder, [mkornder@shakopee.k12.mn.us](mailto:mkornder@shakopee.k12.mn.us)
- Jackson Elementary - Tim Olene, [tolene@shakopee.k12.mn.us](mailto:tolene@shakopee.k12.mn.us)
- Red Oak Elementary - Teri Oscarson, [toscarso@shakopee.k12.mn.us](mailto:toscarso@shakopee.k12.mn.us)
- Sun Path Elementary - Shauna McCauley, [smccaule@shakopee.k12.mn.us](mailto:smccaule@shakopee.k12.mn.us)
- Sweeney Elementary - Heather Henricksen, [hhenrick@shakopee.k12.mn.us](mailto:hhenrick@shakopee.k12.mn.us)
- Pearson Sixth-Grade Center - Kristin Gonyea, [kgonyea@shakopee.k12.mn.us](mailto:kgonyea@shakopee.k12.mn.us)
- East Junior High School - Paula Becraft, [pbecraft@shakopee.k12.mn.us](mailto:pbecraft@shakopee.k12.mn.us)
- West Junior High School - Tara Schneider, [tschneid@shakopee.k12.mn.us](mailto:tschneid@shakopee.k12.mn.us)
- Shakopee Area Catholic School - Connie Mendez, [cmendez@sacsschools.org](mailto:cmendez@sacsschools.org)



---

# Kids Voting USA

## Local Elections Classroom Activities

To link to the Local Election Curriculum – go to the main page of the Kids Voting USA Classroom Activities (server or jump drive) and click on the appropriate grade level. On the right hand side under “Indexes” click on “Additional Categories Index.” Scroll down to “Local Elections” to link to the following activities.

### **Grades K-2**

[Election Bulletin Board](#)

*Elections & Voting*

[I Go To The Polls](#)

*Elections & Voting*

[Marking A Ballot](#)

*Elections & Voting*

[If I Were...](#)

*Democracy & the People*

[What's For Kids?](#)

*Democracy & the People*

[If Elected...](#)

*Active Citizenship*

[Match Community Helpers](#)

*Active Citizenship*

[Postcards](#)

*Active Citizenship*

### **Grades 3-5**

[I Go To The Polls](#)

*Elections & Voting*

[Meet The Candidates](#)

*Elections & Voting*

[Promises To Keep](#)

*Elections & Voting*

[Where Did You Hear That?](#)

*Elections & Voting*

[Our Homes, Our Town, Our Country](#)

*Democracy & the People*

[Our Town: A Role Play](#)

*Democracy & the People*

[Get Out The Vote!](#)

*The Right to Vote*

[Dollars And Sense](#)

*Active Citizenship*

[E-mail, Snail Mail](#)

*Active Citizenship*

[Things To Do On My First Day In Office](#)

*Active Citizenship*

### **Grades 6-8**

[Election Accountability](#)

*Elections & Voting*

[I Go To The Polls](#)

*Elections & Voting*

[Rate The Candidates](#)

*Elections & Voting*

[If Elected...](#)

*Democracy & the People*

[Complaints And Solutions](#)

*Active Citizenship*

[Design A Sign](#)

*Active Citizenship*

["How're We Doin'?"](#)

*Active Citizenship*

[Targeting Problems In My Community](#)

*Active Citizenship*

### **Grades 9-12**

[Candidates' Night](#)

*Elections & the Voting Experience*

[Election Judge Trainees](#)

*Elections & the Voting Experience*

[Exit Polling](#)

*Elections & the Voting Experience*

[Voting And Local Government](#)

*Elections & the Voting Experience*


[Political Cartoons](#)

*Active Citizenship*

# Top Three Kids Voting Classroom Activities

Experienced Kids Voting teachers recommend the following three activities for each grade level. There are many additional excellent activities in the curriculum. If you use the favorites listed below, please use only those activities designated for your grade level to avoid duplication.


Gr.	Theme	Concept	Page	Activity
3	Elections & Voting	I Study the Candidates & Issues	8	Where Did You Hear That?
3	The Right to Vote	What is Suffrage	2	Nonvoter Simulation
3	Active Citizenship	Communicating Your Position	6	Bumper Stickers
4	Elections & Voting	My Vote Gives Me Power	2	Voter Apathy Experience
4	Elections & Voting	I Study the Candidates & Issues	10	Two Ballots
4	Elections & Voting	I Continue to Make a Difference	20	Wish Tree
5	Elections & Voting	I Register & Vote	14	Polling Place Mural
5	Elections & Voting	I Register & Vote	16	Voting Simulation
5	Active Citizenship	Communicating Your Position	9	Debates for Classroom Decisions
6	Elections & Voting	I Study the Candidates & Issues	14	Party Planks
6	Democracy & the People	What is Democracy	4	A Body of Information
6	Active Citizenship	Communicating Your Position	10	Debate the Issue
7	Elections & Voting	I Study the Candidates & Issues	10	Rate the Candidates
7	Elections & Voting	I Register & Vote	24	Voting Simulation
7	The Right to Vote	Suffrage Today	16	Who Has the Power?
8	Elections & Voting	My Vote Gives Me Power	2	Poll on Apathy
8	Elections & Voting	My Vote Gives Me Power	4	Apathy Cartoon Analysis
8	Elections & Voting	I Study the Candidates & Issues	8	Solutions
9	Elections & the Voting Experience	I Register & Vote	10	Build Your Voter "IQ"
9	Elections & the Voting Experience	I Register & Vote	12	Registration Simulation
9	Suffrage & The Right to Vote	Suffrage Today	27	Power of One
10	Elections & the Voting Experience	I Study the Candidates & Issues	8	Selling the Candidates
10	American Democracy & Citizenship	A Citizens Rights/Responsibilities	14	Save Your Rights
10	Suffrage & The Right to Vote	Expanding the Right to Vote	12	We, the Women
11	Elections & the Voting Experience	I Register & Vote	15	Voting Simulation
11	Suffrage & The Right to Vote	What is Suffrage?	2	Supreme Court Voting Rights
11	Active Citizenship	Communicating Your Position	9	Election of 1800
12	Elections & the Voting Experience	I Study the Candidates & Issues	6	Leader or Politician?
12	Suffrage & The Right to Vote	Expanding the Right to Vote	7	1965 Alabama Literacy Test
12	Active Citizenship	Communicating Your Position	12	Voicing Your Opinion



**Teachers, please discuss these voting procedures with your students.**

### **Kids Voting Election Day Procedures**

1. Parents/guardians or another adult must accompany children in grades 3-6 when they vote. Students in grades 7 and up may vote on their own.
2. Please conduct yourself in a quiet and orderly manner. You may have to wait in line for your turn to vote.
3. The first judge will ask you to sign your name, school and grade on the Kids Voting Register. If you remember to bring your voter registration card, you may show it to this first judge.
4. The second judge will mark your school and grade on your Kids Voting Ballot and show you where to vote on the front and back sides.
5. Proceed to the cardboard voting booths to cast your ballot. You may vote for as many races as you are comfortable. You may ask for help from your parents or one of the Kids Voting judges.
6. After you have voted, place your ballot in the ballot box. Do not fold your ballot. A judge will give you an “I voted” sticker. Congratulations! You have just exercised one of our most valued rights – the right to vote!
7. When you accompany your parent to the adult voting section, please remember to conduct yourself in a quiet and orderly manner.



## **Kids Voting Connects the Family, Classroom and Community**

The Kids Voting program is unique and effective because it ties the classroom, the home and the community together. Here are some things you can do to help build a strong bond between your students, parents and community:

- ✓ Communicate with parents regarding the Kids Voting program. Use your newsletter or webpage to update parents about Kids Voting classroom activities. The Kids Voting Steering Committee will send home a letter with students in grades 3-6 explaining the program.
- ✓ Use assignments to encourage discussions of current events at home.
- ✓ Involve families in activities whenever possible. Special activities that encourage family involvement are included in the Kids Voting USA classroom activities.
- ✓ Encourage students toward active civic participation through volunteerism, interaction with public officials, interest in current events and issues as well as voting.

### **Power of One Vote**

The unprecedented closeness of the 2000 Presidential Election clearly demonstrated the importance of every vote. Only 537 votes decided the entire election! However, for the people who still doubt that one vote can make a difference, here are just a few examples.

- ★ England's King Charles I literally lost his head by one vote. Sixty-seven voted against his beheading and 68 voted in favor.
- ★ Shortly after the American Revolution, a bill was defeated by one vote that would have changed the official US language from English to German.
- ★ Texas was annexed in 1845 by one vote in US Congress. That same vote resulted in acquisition of Arizona, New Mexico, Nevada, Utah California and part of Colorado.
- ★ Oregon, Washington and Idaho also became states by just one vote.
- ★ US declared war on Mexico in 1846 with an approval margin of only one vote in the Senate.
- ★ The Alaskan Purchase was ratified by one vote in 1867.
- ★ In 1941, Congress approved wartime draft by one vote.
- ★ Adolf Hitler was elected leader of the Nazi Party in 1923 by one vote.

---


# Sensitive Issues

## Citizenship

Teachers are frequently faced with sensitive issues related to voting and citizenship. Many students are actually citizens of another country and are here because their parents are working in the United States. The Kids Voting program is for all students, not just those students who are citizens.

Often, it is not the student, but rather the parents who are concerned about the issue of citizenship. The parents do not have to be a citizen of the United States or a registered voter in order for the student to vote. Explain to parents that the Kids Voting election is not run by a government agency, and the tabulation has no actual legal effects.

Students in your classroom who come from other countries (or whose close friends or relatives come from other countries) provide an excellent source for exchanging information about differences in governments, voting procedures, and citizen rights. For upper grade levels, this could make an interesting research or group project. Kids Voting concentrates on the political process in the United States - we do not imply that the processes of other nations are less valid. It is our goal to help educate the next generation and improve participation in our democracy.



## Differing Viewpoints on Voting

Some parents may be opposed to voting for philosophical, political, or religious reasons. The voting experience is strictly optional and voluntary. Parents with concerns can be told that their students do not have to vote. Teachers should be aware that many students might not be able to vote due to their parents' views. Please consider such concerns if you are offering extra-credit to students who vote. Some parents may complain that voting should not be taught in the schools. To address the issue of students who may not get to the polls on Election Day, consider a classroom vote.



### Votes Quotes

"The ignorance of one voter in a democracy impairs the security of all."

-*John F. Kennedy*

"Two cheers for democracy: one because it admits variety and two because it permits criticism."

-*E.M. Forster*

"If you expect people to be ignorant and free you expect what never was and never will be."

-*Wendell Phillips*

"We know the best way to enhance freedom in other lands is to demonstrate here that our democratic system is worthy of emulation."

-*Jimmy Carter*

"True patriotism is of no party."

-*Tobias Smollett*

---

# Kids Voting Resources

## **Resources on the school network**

Shakopee Schools: (Q:District Services/Teaching and Learning/Curriculum/Kids Voting)

SACS: Check with your Kids Voting Lead Teacher for the location of the Kids Voting folder.

**The following program resources are part of the Kids Voting folder on your school's network:**

1. KVUSA Classroom Activities Folder (click on "1-START HERE" icon)
2. Kids Voting Curriculum Supplements
  - Minnesota Judicial Elections Supplement
    - Selecting Judges - Playground Bullying (upper elementary)
    - Selecting Judges - Introduction to the Minn. Judiciary (middle school)
    - Selecting Judges - The Bully (middle school)
    - Rule of Law and an Independent Judiciary (high school)
    - Selecting Judges Introduction to the Minnesota Judiciary (high school)
    - Methods of Judicial Selection (high school)
    - Evaluation Judicial candidates (high school)
  - Minnesota Election Law Supplement
    - Ranked Choice Voting - How it Works (middle & high school)
    - Voter ID and Eligibility - Minnesota Law (middle & high school)
    - Ways to Vote in Minnesota (middle & high school)
    - The Franken - Coleman Recount (middle school)
    - The Franken - Coleman Recount (high school)
  - Primaries & Caucuses Supplement
  - Local Elections Supplement
3. PR Tools for Teacher Promotion
  - Kids Voting Shakopee logo for your use
  - Ready to use informational messages for your newsletter or classroom web page
4. Polling Place Finder
  - Polling Place Finder Activity & Voter Registration
  - Screen shots of the Minnesota Secretary of State's poll finder website
  - Age appropriate KVUSA activities reinforcing the voter registration process
  - A print your own copy of Voter Registration Cards (pre-printed cards are sent to elementary KV Lead Teachers)
5. Grade level appropriate suggested activities for 2015 (see page 14)
6. 2015 Kids Voting Teacher Resource Handbook



## **Kids Voting Shakopee website - [www.kidsvotingshakopee.org](http://www.kidsvotingshakopee.org)**

Check out the redesigned Kids Voting Shakopee website at [www.kidsvotingshakopee.org](http://www.kidsvotingshakopee.org). The site contains information and announcements about the local program with links to resources and cool sites for kids to learn about democracy. Please encourage your students to use this site as they prepare to vote.

## **More Materials Coming in October and November. . .**

- Parent information flyer (take home flyer for elementary, posted on district website for secondary)
- Sample Ballot
- Student Voter's Guide
- Polling Place Finder Activity materials
- Reminder to vote

---

# 2015 Kids Voting Suggested Activities

## Polling Place Finder

The office of Secretary of State hosts an online service to assist voters in locating their polling place. The Polling Place Finder ([www.mnvotes.org](http://www.mnvotes.org)) provides information on where to vote, a map of the polling place, and the candidates on the ballot. Since students vote at the same polling locations as adults, they can use this service to find their home polling place. Students need their home zip code and home address to find their polling place. See page 15 for detailed instructions on helping students identify their home polling place using [www.mnvotes.org](http://www.mnvotes.org). Screen shots of the steps in the Polling Place Finder are on the school network. Student voter registration cards are available through your Kids Voting Lead Teacher.

## Suggested KVUSA Activities for 2015 - Topic: 50th Anniversary of the Voting Rights Act

This year marks the 50th anniversary of the Voting Rights Act. The Voting Rights Act of 1965 prohibited the use of voting laws, practices or procedures that discriminate on the basis of race, color or membership in a minority language group. In honor of this monumental legislation, Kids Voting Shakopee suggests that teachers use one of the Right to Vote themed classroom activities that we have recommended for each grade level division.

- Theme: The Right to Vote, Activity: Nonvoter Simulation (Gr. 3-5)
- Theme: The Right to Vote, Activity: Who has the Power (Gr. 6-8)
- Theme: Suffrage & The Right to Vote, Activity: The Power of One (Gr. 9-12)

For 3rd & 4th Grade teachers interested in teaching a literature based lesson with their students, KV will purchase one copy per school of the book Lillians's Right to Vote. (Click here the link to see more.) This is a powerful book that shows the long road that Lillian and others had to follow to finally receive the right to vote and become full-fledged Americans. Contact Paulette Rislund if you would like to order a copy for your school.

## Suggested KVUSA Activities for 2015 - Topic: Local Election Year

Kids Voting recommends the following local election year activities for each grade level division (copies available on the school network):

- Theme: Active Citizenship, Activity: Things to do on My First Day in Office (Gr. 3-5)
- Theme: Democracy and The People, Activity: If Elected... (Gr. 6-8)
- Theme: Active Citizenship, Activity: My Turn: Targeting a Problem for Teens (Gr. 9-12)

## Shakopee Chamber Candidate Forum & Candidate Interviews

The Shakopee Chamber of Commerce will host debates involving the candidates running for local offices in the November General Election. Separate debates for each office will be held. Please encourage students and their families to attend. They may come for one or all of the debates as their schedule permits.

### Date: Monday, October 19

- 6:00p.m. - Shakopee School Board Candidate Forum
- 7:00p.m. - Shakopee City Council Candidate Forum
- 8:00p.m. - Shakopee Mayor Candidate Forum

**Location: River Valley Church, 1350 Crossings Blvd., Shakopee (next to Home Depot).**

The forum will be videotaped and rebroadcast on the Shakopee Government Access Channel 16. Also a link to the Candidate Forum along with individual interviews of all the candidates will be provided on the [Shakopee Chamber website](#).

## Student Voter's Guide (distributed to grades 3-9)

All students in grades 3-9 will receive a copy of the KV Shakopee Voter's Guide. The guide is scheduled for distribution the week of October 19. Teachers are requested to use the guide as part of classroom discussions. And then send the guide home with students asking them to discuss candidate positions with their families.

## Let us know when you are planning Kids Voting activities

Are you planning a Kids Voting classroom activity? We would like take photos and share your students learning experience with our community. Contact Paulette at [prislund@shakopee.k12.mn.us](mailto:prislund@shakopee.k12.mn.us)

---

# Polling Place Finder Activity & Voter Registration



Kids Voting Shakopee strives to provide an authentic voting experience for all students in grades 3-12. As part of preparing students for that authentic voting experience, Kids Voting asks that students learn to identify their home polling place, complete a Voter Registration Card and learn about the voter registration process. Learning to use available resources to determine how to register and where to vote is a skill students will use over and over in their lifetime.

Minnesota election laws require adults to register before they vote. Registration can be done online, by mail or at the polling place on Election Day. You must re-register each time you change address, change names or do not vote at least once during a four year period. You can also register to vote by checking a box on your driver's license application or renewal form. More information about registration eligibility and instructions may be found on the Secretary of State's website: [www.mnvotes.org](http://www.mnvotes.org)

Teachers or Media Specialists should instruct students about the voter registration process, help them identify the location of their home polling place and complete a Voter Registration Card.

## Identifying the Student's Home Polling Place

To accurately determine their home polling place, students will need to have access to the internet, as well as know their home zip code and address.

Screen shots of the following steps are provided on the school server (Shakopee Schools: Q Drive: District Services/Teaching and Learning/Curriculum/Kids Voting/Polling Place Finder Activity & Voter Registration; for SACS, check with the Kids Voting Lead Teacher)

1. To find your polling place, visit [www.mnvotes.org](http://www.mnvotes.org)
2. Enter your zip code
3. Enter your house number, then select your street
4. The Polling Place Finder gives you the address of your polling place, the date of the next election and the government jurisdictions for your address
5. To view a map to your polling place, click on the link: "Click Here for Maps to Polling Place"
6. Students can find a list of the candidates on their ballot by clicking on "My Ballot."

## Completing the Kids Voting Voter Registration Card

1. Give each student a red Voter Registration Card and ask them to fill in their grade, school and full name.
2. Ask them to complete the information on the Voter Registration Card (grade, school, name, polling place and polling place address).
3. When students are finished collect the cards. You will return them the day before Election Day.
4. At the time the cards are returned, encourage students to bring their card with them when they vote. Kids Voting election volunteers will ask students for their registration card when they come to cast their ballot. If they forget their card, students will still be allowed to vote.

## Classroom Activities to Reinforce the Voter Registration Process

Consider using the following grade level appropriate KVUSA Classroom Activity to reinforce the voter registration process. Copies of these activities can be found on the school server.

- ★ Grades 3-5; Theme - Elections and Voting, Activity: The Name Game
- ★ Grades 6-8; Theme - Elections and Voting, Activity: Registration Simulation
- ★ Grades 9-12; Theme - Elections and The Voting Experience, Activity: Registration Simulation



# 2015 Kids Voting Election Day Essentials

★ **School District 720 boundaries include:**

- All of the City of Shakopee (Precincts 1-13)
- All of Jackson Township
- Portions of Louisville and Sand Creek Townships
- Portions of the City of Prior Lake (Precincts 5 & 7)
- Portions of the City of Savage (Precincts 5 & 7)

★ **One ballot for all polling places**

There is one Kids Voting ballot for all students living within the School District 720 boundaries. At the polls, volunteers will instruct students to vote only in the races pertinent to their home polling place

★ **Races on the 2015 Kids Voting Shakopee ballot are:**

- **Shakopee Mayor** - (Shakopee residents only) - VOTE FOR ONE
- **Shakopee City Council** - (Shakopee residents only) - VOTE FOR TWO
- **Shakopee School Board Four Year Term** - (all School District residents) - VOTE FOR THREE
- **Shakopee School Board Special Election Two Year Term** - (all School District residents) - VOTE FOR ONE
- **Savage Mayor** - (Savage residents only) - VOTE FOR ONE
- **Savage City Council** - (Savage residents only) - VOTE FOR TWO

**Instruct students that for a local election such as this they are able to vote for more than one candidate in some of the races.**

★ **Kids Voting 2015 Election Day voting hours:**

- City of Shakopee Precincts 1-13 and combined township polling location (all area townships) at the School District Office: 7-9 a.m. & 2:30-8 p.m.
- Savage Precincts 5 & 7: 4-8 p.m. ONLY
- Prior Lake Precincts 5: 4-8 p.m. ONLY (Shepherd of the Lake Church - combined polling location for Precincts 5 & 7)

★ **Proof of voting:**

- At the time of voting, all students receive an official Kids Voting "I Voted Sticker."
- Students who need to provide proof of voting for a class assignment should request a second proof of voting to provide their teacher.

★ **Election results:**

- Kids Voting election results will be posted at [www.kidsvotingshakopee.org](http://www.kidsvotingshakopee.org) as soon as possible after the ballots are counted.
- A summary of the results will also be published in the *Shakopee Valley News*.



## 2015 Polling Places and Races - School District #720

Please note—not all precincts vote in the same races.

Precinct Name	Polling Location	Address	Races on the Kids Voting Shakopee Ballot
Shakopee P-1	West Junior High School	200 10th Avenue E.	Shakopee School Board, Shakopee Mayor & City Council
Shakopee P-2	Central Family Center	132 5th Ave. E. (Door D)	Shakopee School Board, Shakopee Mayor & City Council
Shakopee P-3	Fire Station No. 1	2700 Vierling Drive E.	Shakopee School Board, Shakopee Mayor & City Council
Shakopee P-4	Red Oak Elementary School	7700 Old Carriage Court	Shakopee School Board, Shakopee Mayor & City Council
Shakopee P-5	Youth Building at Lion's Park	1099 Adams Street	Shakopee School Board, Shakopee Mayor & City Council
Shakopee P-6	Community Center	1255 Fuller Street. S.	Shakopee School Board, Shakopee Mayor & City Council
Shakopee P-7	First Presbyterian Church	909 Marschall Road S.	Shakopee School Board, Shakopee Mayor & City Council
Shakopee P-8	Shakopee Police Station	475 Gorman Street	Shakopee School Board, Shakopee Mayor & City Council
Shakopee P-9	Faith Lutheran Church	150 130 <sup>th</sup> St. W. (CR 78 & CR 79)	Shakopee School Board, Shakopee Mayor & City Council
Shakopee P-10	SACS School	2700 17 <sup>th</sup> Avenue E. (Door N15)	Shakopee School Board, Shakopee Mayor & City Council
Shakopee P-11	Cross of Peace Church	1506 Wood Duck Trail E.	Shakopee School Board, Shakopee Mayor & City Council
Shakopee P-12A	Eagle Creek Elem. School	6855 Woodward Avenue	Shakopee School Board, Shakopee Mayor & City Council
Shakopee P-12B	Eagle Creek Elem. School	6855 Woodward Avenue	Shakopee School Board, Shakopee Mayor & City Council
Shakopee P-13	Cross of Peace Church	1506 Wood Duck Trail E.	Shakopee School Board, Shakopee Mayor & City Council

continued

## 2015 Polling Places and Races - School District #720 (continued)

Please note—not all precincts vote in the same races.

Precinct Name	Polling Location	Address	Races on the Kids Voting Shakopee Ballot
Jackson, Louisville, & Sand Creek Townships	Shakopee Public Schools District Office	1200 Town Square, Shakopee	Shakopee School Board
Savage P-5	McColl Pond ELC	13550 Dakota Ave., Savage	Shakopee School Board. Savage Mayor and City Council
Savage P-7	Bridgewood Church	6201 W 135th St, Savage	Shakopee School Board, Savage Mayor and City Council
Prior Lake P-7 and P-5 (combined)	Shepherd of the Lake Church	3611 North Berens Road. NW, Prior Lake	Shakopee School Board

## Internet Resources

Useful links to National, State & Local political and election information and media resources.

### National

**Ben's Guide to U.S. Government for Kids:** <http://bensguide.gpo.gov/> (covers local and national political processes)

**Kids Voting USA:** [www.kidsvotingusa.org](http://www.kidsvotingusa.org)

**Project Vote Smart:** [www.vote-smart.org](http://www.vote-smart.org) (information on politics in every state)

**The White House:** [www.whitehouse.gov/](http://www.whitehouse.gov/) (information on the federal government)

**270 to Win:** [www.270towin.com](http://www.270towin.com) (follow the road to the White House, via each state's electoral vote)

**US Election Atlas:** [www.uselectionatlas.org/](http://www.uselectionatlas.org/)

**The Democracy Project:** <http://pbskids.org/democracy> (shows kids how government affects their lives every day)

### State of Minnesota

**Minnesota Secretary of State:** [www.mnvotes.org](http://www.mnvotes.org) (precinct finder and map)

**Minnesota DFL Party:** [www.dfl.org](http://www.dfl.org)

**Minnesota Republican Party:** [www.mngop.com](http://www.mngop.com)

**Independence Party of Minnesota:** [www.independenceminnesota.org/](http://www.independenceminnesota.org/)

### Local

**Kids Voting Shakopee:** [www.kidsvotingshakopee.org](http://www.kidsvotingshakopee.org)

**City of Shakopee Elections:** <http://www.shakopeemn.gov/city-government/departments/city-clerk/elections>

**Scott County Election Information:** <http://www.co.scott.mn.us> ("Your County Government" click on "Election Information")

### Media Resources

**Minneapolis Star Tribune:** [www.startribune.com/politics](http://www.startribune.com/politics)

**Shakopee Valley News:** [www.swnewsmedia.com/shakopee\\_valley\\_news/](http://www.swnewsmedia.com/shakopee_valley_news/)